



Model 8000, Ranch panel, Black finish, Stockbridge II windows

**DOOR FEATURES**

**Optional Polystyrene Insulation**

Can improve your home's thermal efficiency. Model 8200 has an R-value\* of 7.4

**Bottom Weather Seal**

Blocks draft and debris from entering the garage.



**TorqueMaster® Plus Counter Balance System**

Contains springs safely inside a steel tube to prevent accidental release of tension that could cause injury and features anti-drop safety technology.

**Wind Load Options**

Available with structural reinforcements for use in coastal or high-wind regions.

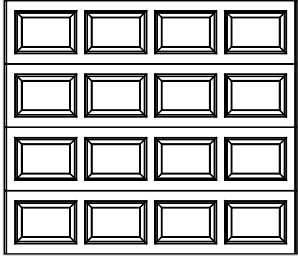


**10 Year Limited Warranty**

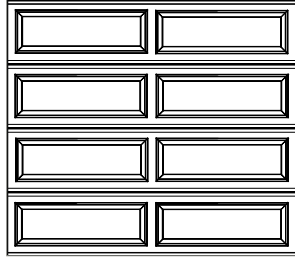


\*Wayne Dalton uses a calculated door section R-value for our insulated doors. See website for warranty and wind load details.


# 1 Choose Your Style



Colonial



Ranch



Sonoma

# 2 Choose Your Color


## Painted Finishes (Standard)



White



Almond



Taupe



Brown



Black

## Wood Grain Finishes



Mission Oak



Walnut

Actual colors may vary from brochure due to fluctuations in the printing process. Always request a color sample from your dealer for accurate color matching.



Ranch panel, Almond finish, Cascade II windows

### 3 Choose Your Windows

#### For Colonial and Sonoma Panels



Cascade I



Cascade II



Cathedral I



Cathedral II



Clear I



Clear II



Prairie I



Prairie II



Sherwood I



Sherwood II



Stockbridge II



Stockton I



Stockton II



Arched Stockton



Waterton I



Waterton II



Williamsburg I



Williamsburg II



Arched Stockton Double (For double car doors)



Arched Stockton Single (For double car doors)

#### For Ranch Panels



Cascade II



Cathedral II



Clear II



Prairie II



Sherwood II



Stockbridge II



Stockton II



Arched Stockton



Waterton II



Williamsburg II



Arched Stockton Double (For double car doors)

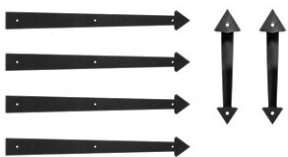


Arched Stockton Single (For double car doors)


Not all windows available in all areas. Windows shown are typical of an 8' wide door and placement may vary by panel design. Consult your dealer for details.

Decorative hardware is available, see your dealer or visit our website at [wayne-dalton.com](http://wayne-dalton.com) for details.

### 4 Choose Your Decorative Hardware




Arrow




Aspen




Barcelona



Bean



Conifer



Fleur De Lis



Spear

AFTER

BEFORE



Sonoma panel, White finish, Stockbridge II windows, Decorative hardware



# Garage Door Design Center

To see this door on your home, visit [wayne-dalton.com](http://wayne-dalton.com), or download our Garage Door Design Center app. Upload a photo of your home and experiment with panel designs, color options, window styles and decorative hardware designs. Instant curb appeal awaits you with just a click of your mouse.

**Wayne Dalton**  
GARAGE DOORS

DISTRIBUTED BY:

2501 S. State Hwy. 121 Bus., Ste 200  
Lewisville, TX 75067

[wayne-dalton.com](http://wayne-dalton.com)

