



*Sonoma panel, Almond finish, Decorative hardware*

### DOOR FEATURES

#### Pinch-Resistant Panels

designed to push fingers out of harms way.

#### 3-layer construction

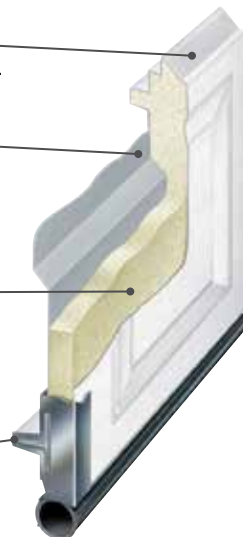
**Model 9100** utilizes a ToughGard® backer, while **Model 9605** provides additional protection with a steel backer.

#### Foamed-In-Place Polyurethane

**Insulation** provides thermal efficiency with a U-factor\* of 0.26 and an R-value\*\* of 9 for Model 9100 and a U-factor\* of 0.26 and an R-value\*\* of 10 for Model 9605.

#### Integral Struts

add rigidity and strength for long life and smooth operation.



#### High Cycle Spring Option

Choose a 25,000 cycle spring for more than twice the life of a standard torsion spring.

#### TorqueMaster® Plus Counter Balance System

Contains springs safely inside a steel tube to prevent accidental release of tension that could cause injury and features anti-drop safety technology.

#### Wind Load Options



Available with structural reinforcements for use in coastal or high wind region.

#### Limited Lifetime Warranty




\*U-factor is independently tested and verified per ANSI/DASMA 105 using solid doors and specific product sizes.

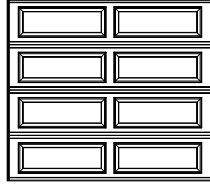
\*\*Wayne Dalton uses a calculated door section R-value for our insulated doors.

# 1 Choose Your Style


Doors shown are 8'x7'. Other sizes may have different panel configurations. See Dealer for details.




Colonial




Ranch



Sonoma



Sonoma Ranch



Contemporary

# 2 Choose Your Color

## Paint finishes



White



Almond



Desert Tan



Taupe



Gray



Green



Brown



**Model 9605** is available with the TruChoice® Color System, Wayne Dalton's custom painting process that offers more than 6,000 colors. See dealer for details.

Actual colors may vary from brochure due to fluctuations in the printing process. Always request a color sample from your dealer for accurate color matching.

# 3 Choose Your Windows

## For Colonial and Contemporary Panels



Cascade I



Cascade II\*



Cascade III\*\*



Cathedral I



Cathedral II\*



Clear I



Clear II\*



Clear III\*\*



Prairie I



Prairie II\*



Sherwood I



Sherwood II\*



Stockbridge\*



Stockton I



Stockton II\*



Stockton III\*\*



Arched Stockton\*



Waterton I



Waterton II\*



Waterton III\*\*



Williamsburg I



Williamsburg II\*

\*Model 9100 Contemporary panel only

\*\*Contemporary panel only

## For Sonoma Panels



Cascade I



Cascade III



Cathedral I



Clear I



Clear III



Stockbridge



Stockton I



Stockton III



Arched Stockton




Waterton I




Waterton III

**For Ranch Panels**



**For Sonoma Ranch and Model 9605 Colonial and Contemporary Panels**



Not all windows available in all areas. Windows shown are typical of an 8' wide door and placement may vary by panel design. Consult your dealer for details.

**The following windows are available for double car doors**



**Glass Options**




**Optional window placement (Model 9605 only)**



Contemporary panel, White finish with Clear III windows.

Clear windows may be arranged vertically or horizontally on Colonial, Ranch and Contemporary panels. Windows placed in the bottom section of a door must use DSB 1/8" or tempered glass.


**4 Choose Your Decorative Hardware**



See website for additional hardware options.

AFTER

BEFORE



Sonoma panel, Taupe finish, Stockbridge windows, Decorative hardware



# Garage Door Design Center

To see this door on your home, visit [wayne-dalton.com](http://wayne-dalton.com), or download our Garage Door Design Center app. Upload a photo of your home and experiment with panel designs, color options, window styles and decorative hardware designs. Instant curb appeal awaits you with just a click of your mouse.

## THERMAL PERFORMANCE



Wayne Dalton participates in the DASMA Thermal Performance Verification Program. The program verifies the thermal performance of sectional garage doors. The lower the U-factor rating, the better the thermal performance.



*Symbol indicates verified U-factor rating in accordance with the DASMA Thermal Performance Verification Program.*

**Wayne Dalton**  
GARAGE DOORS

DISTRIBUTED BY:

2501 S. State Hwy. 121 Bus., Ste 200  
Lewisville, TX 75067

[wayne-dalton.com](http://wayne-dalton.com)

