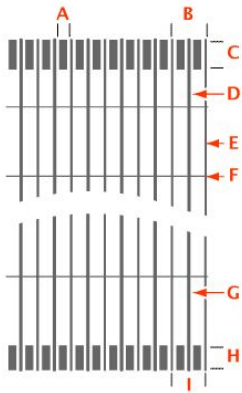




Accordion Side-Folding Grille Curtains

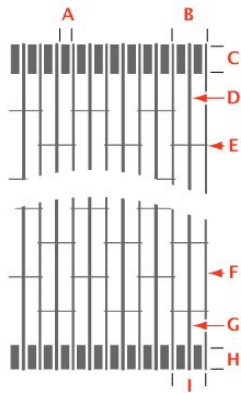
Standard Rods

2 1/2" Straight (S126S)



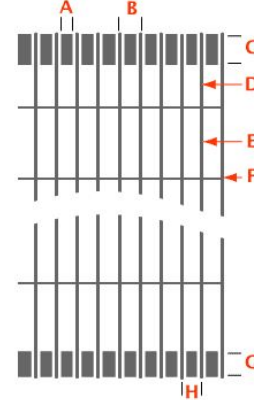
- A Space Between Tubes 2 1/2 "
- B Full Panel Width 6 5/16 in.
- C Top Plate 5 1/4 in. 13 ga.
Top Spacer Tube size varies from curtain pattern to accommodate specific height.
- D Top Spacer Tube size varies from curtain pattern to accommodate specific height.
- E Aluminum Rod 5/16 in.
- F Aluminum Link 1/8" X 5/8" X 6 11/16"
- G Spacer Tube 1/2 in. X 12 in.
- H Bottom Plate 5 1/4 in. 13 ga.
- I 6 in. On Center

2 1/2" Brick (S126B)



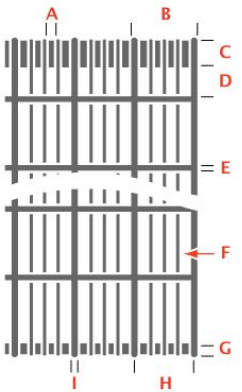
- A Space Between Tubes 2 1/2 in.
- B Full Panel Width 6 5/16 in.
- C Top Plate 5 1/4 in. 13 ga.
Top Spacer Tube size varies from curtain pattern to accommodate specific height.
- D Top Spacer Tube size varies from curtain pattern to accommodate specific height.
- E Aluminum Rod 5/16 in.
- F Aluminum Link 1/8 in. X 5/8 in. X 6 11/16 in.
- G Spacer Tube 1/2 in. X 12 in.
- H Bottom Plate 5 1/4 in. 13 ga.
- I 6 in. On Center

3 1/8" Straight (St154)



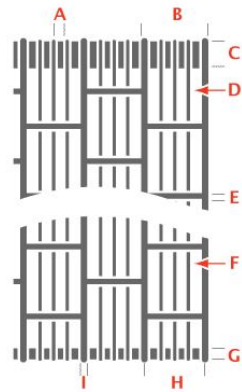
- A Space Between Hinges 3 1/8 in.
- B Full Panel Width 4 3/16 in.
- C Top Plate 2 in. 13 ga. Aluminum
- D Top Spacer Tube size varies to accommodate specific height
Aluminum Rod 5/16 in. covered with 1/2 in. x 15 in. Aluminum Tubes
- E Link 1/8 in. x 5/8 in. Aluminum
- F Bottom Plate 2 in. 13 ga. Aluminum
- H Rods 3 1/2 in. On Center

1 7/8" Straight (SWBS)



- A Space Between Tubes 1 7/8"
- B Full Panel Width 11 1/4 in.
- C Top Plate 5 1/4 in. 11 ga.
Top Spacer Tube size varies from curtain pattern to accommodate specific height.
- D Top Spacer Tube size varies from curtain pattern to accommodate specific height.
- E Spacer Plate 1 in. 11ga.
- F Spacer Tube 1/2 in x 12 in.
- G Bottom Plate 4 in. 11 ga.
- H On Center 10 1/2 in.
- I Hinge 1 1/2 in.

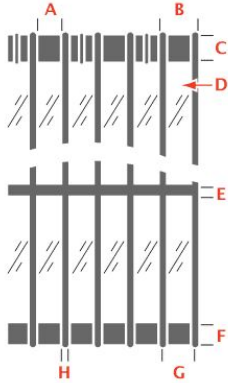
1 7/8" Brick (SWBB)



- A Space Between Tubes 1 7/8"
- B Full Panel Width 11 1/4"
- C Top Plate 5 1/4 in. 11 ga.
Top Spacer Tube size varies from curtain pattern to accommodate specific height.
- D Top Spacer Tube size varies from curtain pattern to accommodate specific height.
- E Spacer Plate 1 in. 11ga.
- F Spacer Tube 1/2 in x 12 in.
- G Bottom Plate 4 in. 11 ga.
- H On Center 10 1/2 in.
- I Hinge 1 1/2 in.

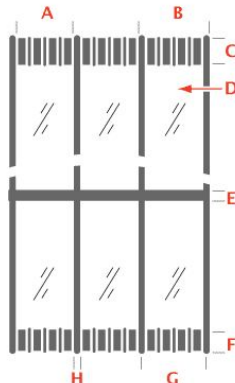
Standard Closures

4 3/4" Glass (Futura)



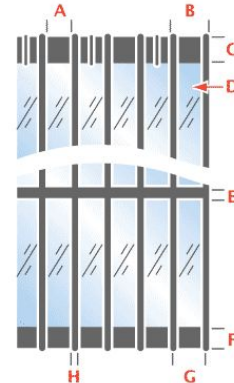
- A** Tempered Glass 4 3/4 in. X 1/8 in.
- B** Full Panel Width 7 in.
- C** Top Plate 5 1/4 in. 13 ga.
- D** Top Spacer Tube size varies from curtain pattern to accommodate specific height.
- E** Spacer Plate with Vinyl Compression Gasket 1 1/4 in. 13ga.
- F** Bottom Plate 4 in. 13 ga.
- G** On Center 6 1/4 in.
- H** Hinge 1 1/2 in.

8 7/8" Glass (Futura WB)



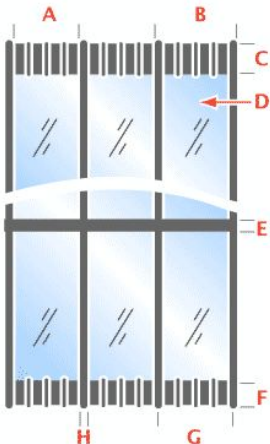
- A** Tempered Glass 8 7/8 in. x 1/8 in.
- B** Full Panel Width 11 1/4 in.
- C** Top Plate 5 1/4 in. 11 ga.
- D** Top Spacer Panel size varies from curtain pattern to accommodate specific height.
- E** Spacer Plate with Vinyl Compression Gasket 1 1/4 in. 11ga.
- F** Bottom Plate 4 in. 11 ga.
- G** On Center 10 1/2 in.
- H** Hinge 1 1/2 in.

4 3/4" Polycarbonate (Prestige)



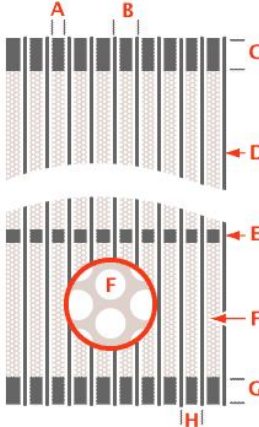
- A** Lexan or Equivalent 4 3/4 in. X 1/8 in.
- B** Full Panel Width 7 in.
- C** Top Plate 5 1/4 in. 13 ga.
- D** Top Spacer Panel size varies from curtain pattern to accommodate specific height.
- E** Spacer Plate with Vinyl Compression Gasket 1 1/4 in. 13ga.
- F** Bottom Plate 4 in. 13 ga.
- G** On Center 6 1/4 in.
- H** Hinge 1 1/2 in.

8 7/8" Polycarbonate (Prestige WB)



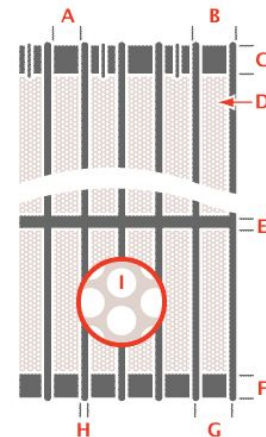
- A** Lexan or Equivalent 8 7/8 in. x 1/8 in.
- B** Full Panel Width 11 1/4 in.
- C** Top Plate 5 1/4 in. 11ga.
- D** Top Spacer Panel size varies from curtain pattern to accommodate specific height.
- E** Spacer Plate with Vinyl Compression Gasket 1 1/4 in. 11ga.
- F** Bottom Plate 4 in. 11 ga.
- G** On Center 10 1/2 in.
- H** Hinge 1 1/2 in.

3" Perforated (Slimline)



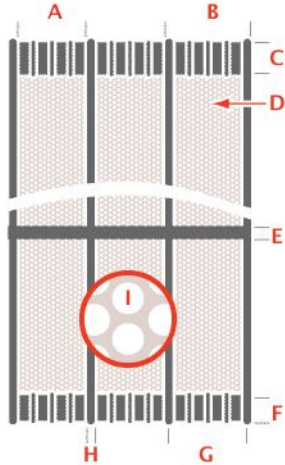
- A** Space Between Hinges 3 in.
- B** Full Panel Width 4 1/4 in.
- C** Top Plate 2 in. 13 ga. Aluminum
- D** Continuous Interlocking Hinge
- E** One or More 2 in. 13 ga. Aluminum Dividers (Based On Height)
- F** Perforated Aluminum Panel 14 ga. 3/16 in. Holes on Center (50% Perforation)
- G** Bottom Plate 2 in. 13 ga. Aluminum
- H** On Center 3 1/2 in.

4 3/4" Perforated (Paravent)



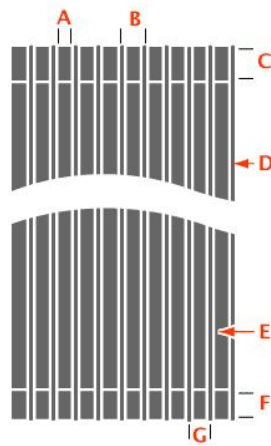
- A** Perforated Steel 4 3/4 in. X 18 ga.
- B** Full Panel Width 7 in.
- C** Top Plate 5 1/4 in. 13 ga.
- D** Top Spacer Tube size varies from curtain pattern to accommodate specific height.
- E** Spacer Plate with Vinyl Compression Gasket 1 1/4 in. 13ga.
- F** Bottom Plate 4 in. 13 ga.
- G** On Center 6 1/4 in.
- H** Hinge 1 1/2 in.
- I** Perforation Detail 3/16 in

8 7/8" Perforated (Paravent WB)



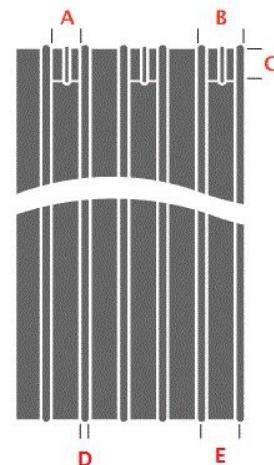
- A** Perforated Steel 8 7/8 in. x 18 ga.
- B** Full Panel Width 11 1/4 in.
- C** Top Plate 5 1/4 in. 11 ga.
- D** Top Spacer Panel size varies from curtain pattern to accommodate specific height.
- E** Spacer Plate with Vinyl Compression Gasket 1 1/4 in. 11ga.
- F** Bottom Plate 4 in. 11 ga.
- G** On Center 10 1/2 in.
- H** Hinge 1 1/2 in.
- I** Perforation Detail 3/16 in.

3" Solid Aluminum (Slimline)




- A** Space Between Hinges 3 in.
- B** Full Panel Width 4 1/4 in.
- C** Top Plate 2 in. 13 ga. Aluminum
- D** Continuous Interlocking Hinge
- E** Aluminum Panel 13 ga.
- F** Bottom Plate 2 in. 13 ga. Aluminum
- G** On Center 3 1/2 in.

4 3/4" Solid Aluminum (Opaque)



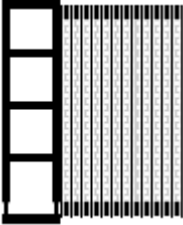
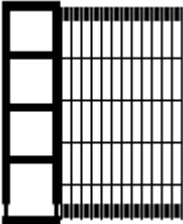
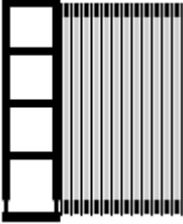
- A** Solid Aluminum 4 3/4 in. x 13 ga.
- B** Full Panel Width 7 in.
- C** Top Plate 5 1/4 in. 13 ga.
- D** Hinge 1 1/2 in.
- E** On Center 6 1/4 in.

8 7/8" Solid (Opaque WB)



- A** Solid Aluminum 8 7/8 in. x 11 ga.
- B** Full Panel Width 11 1/4 in.
- C** Top Plate 5 1/4 in. 11 ga.
- D** On Center 10 1/2 in.
- E** Hinge 1 1/2 in.

EZ Closures

	<p>3 1/8" Perforated (EZ Vent) Perforated Aluminum 4 Inch Side Folding Closure with 6 inch wide Pocket</p>
	<p>3 1/8" Rod (EZ Grille) Straight Pattern Rod and Link 4 Inch Side Folding Closure with 6 inch wide Pocket</p>
	<p>3 1/8" Solid (EZ Guard) Solid Aluminum 4 Inch Side Folding Closure with 6 inch wide Pocket</p>